



● Thank you for purchasing The Product. Before installation, please read the instruction carefully. We recommend that you store the instruction sheet in a safe place for future reference.

⚠ NOTICE

- To install, follow the steps as described in the manual. Any damages caused by not following directions voids warranty.
- Correct tools must be used for installation.
- Do not modify any parts unless specifically stated in the instruction manual.
- Interior controller maintenance should be performed by a professional only.


◎ EXPLANATION OF SYMBOLS

NOTE Read this information carefully regarding the essential features.

⚠ Some processes must follow to avoid the affection caused by wrong installation.

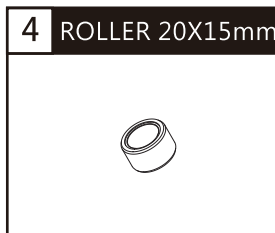

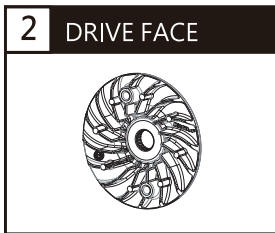
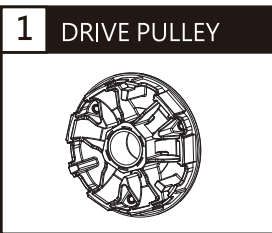
⚠ CAUTION! Some processes must follows to avoid the damage to yourself or public.

1-1 ACCESSORIES



NOTE Please contact your local distributor if the items received are not the same as the one listed above.

1-2 OPTIONAL ACCESSORIES



NOTE Some of these items may not sell in particular area, for more information, please contact with our local dealer.

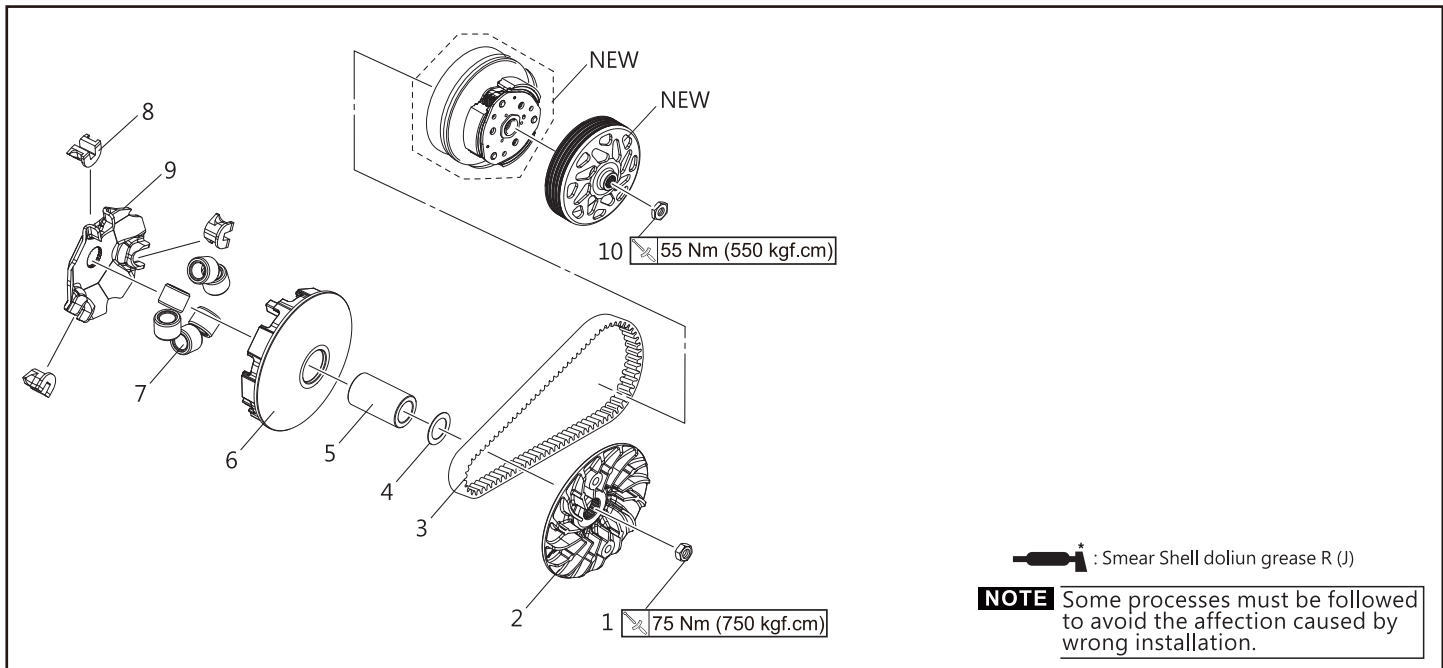
2-1 SPECIFICATIONS (SPORT CLUTCH)

- Size D123.4 X H 30 mm
- Clutch weight 246g
- Clutch spring free length 31.5mm

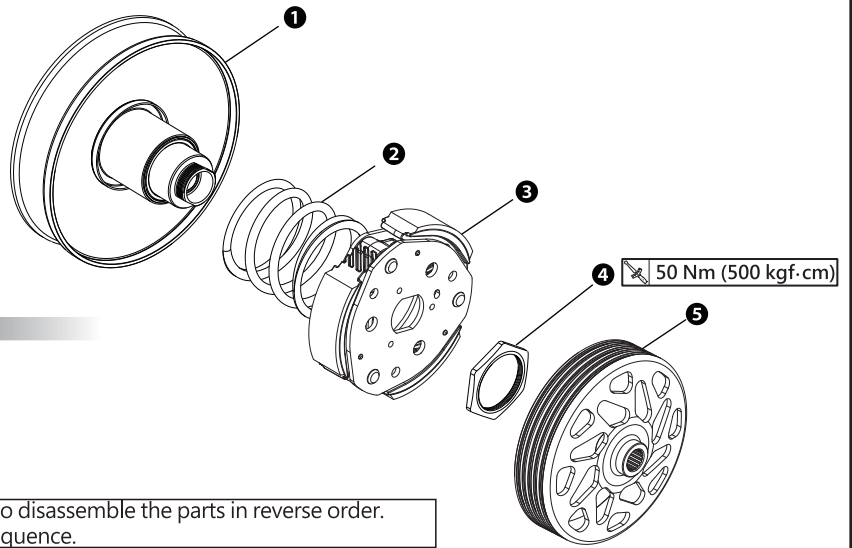
2-2 SPECIFICATIONS (CLUTCH BELL)

- Material Carbon steel (The central axis)
- Weight 575.5g
- Speciality Heavy-load and light-load design has better rotrtional accuracy and dynamic balance

3 INSTALLATION INSTRUCTION



4 TORQUE CAM INSTALLATION INSTRUCTION

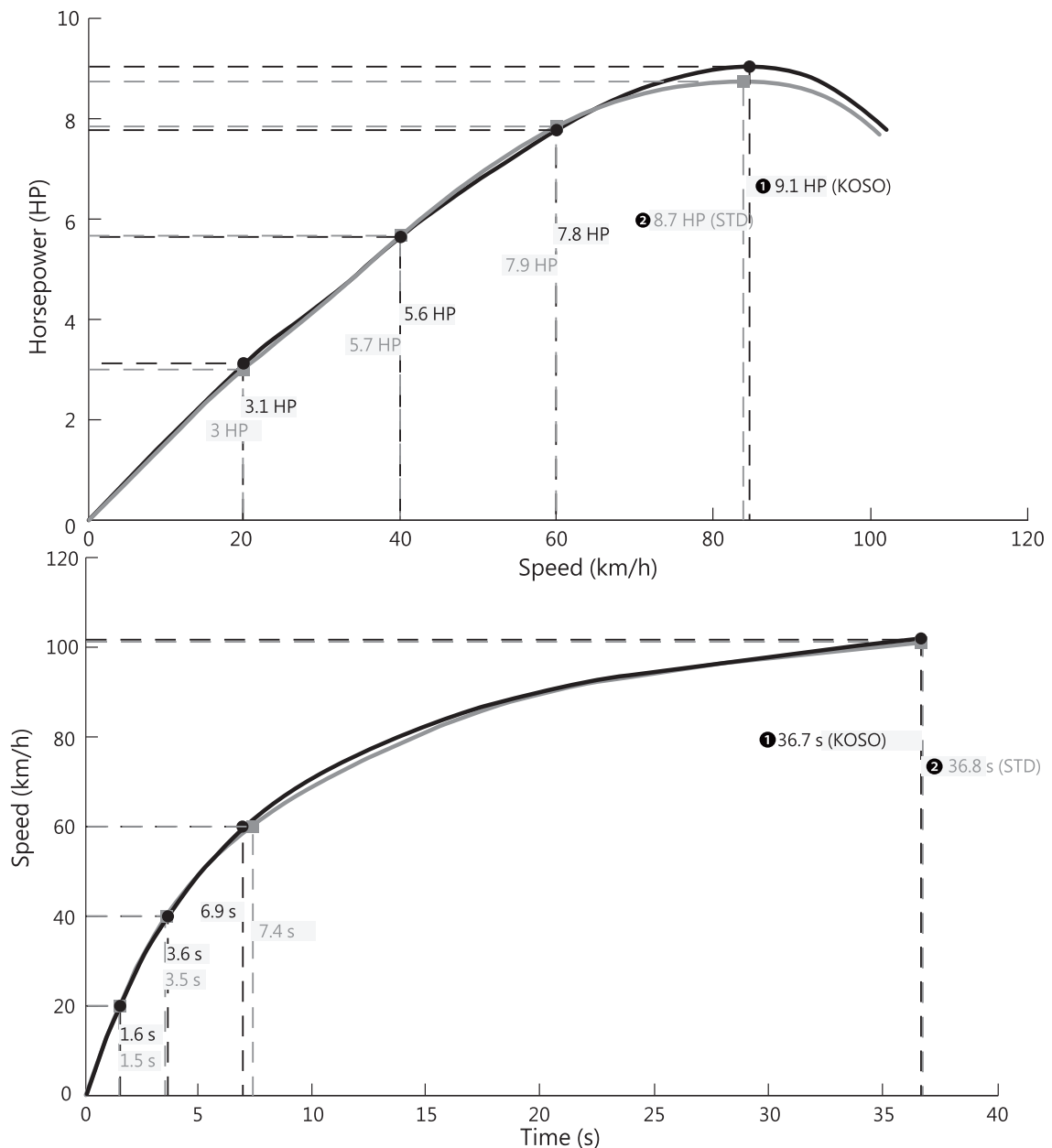


Please proceed as follows

- ① Three Axle
- ② Clutch Spring
- ③ weight Clutch (Accessories 1)
- ④ Clutch carrier assembly nut
- ⑤ Clutch Bell (Accessories 2)

NOTE Please do according to figure in order. Make sure to disassemble the parts in reverse order. Please refer to the above picture for installation sequence.

5 POWER CURVE COMPARE CHART



NOTE ① KOSO Drive Pulley+Drive Face+Roller (12.5gx3+13gx3=76.5g)+Spring 1000 RPM+KOSO VESPA SPORT Clutch+KOSO VESPA Clutch outer.

NOTE ② KOSO Drive Pulley+Drive Face+Roller (12.5gx3+13gx3=76.5g)+Spring 1000 RPM+STD VESPA Clutch+STD VESPA Clutch outer.

NOTE Test results vary with testing environment and weather. This test chart is for reference only.