



● Thank you for purchasing our product. Before installing, please read the instruction carefully and keep it for future reference.

**NOTICE**

- To install, follow the steps as described in the manual. Any damages caused by not following directions voids warranty.
- Correct tools must be used for installation.
- Do not modify any parts unless specifically stated in the instruction manual.
- Interior controller maintenance should be performed by a professional only.

● **SYMBOL NOTE:**

**NOTE** Read this information carefully regarding the essential features.

⚠ Some procedures must be followed to avoid damages to the instrument.

⚠ **CAUTION!** Some processes must be followed to avoid the damage to the vehicle.

👉 To smear grease before installation.

ⓧ Denotes the tightening torque value.

**1-1 ACCESSORY**

**1 ALUMINUM REAR PULLEY KIT x1**



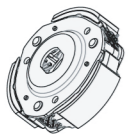
**2 NUT x1**



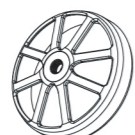
**NOTE** Please contact your local distributor if the items received are not the same as the one listed above.

**1-2 OPTIONAL ACCESSORIES**

**1 SPORT CLUTCH**



**2 CLUTCH OUTER**



**3 DRIVE PULLEY**



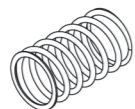
**4 DRIVE FACE**



**5 CLUTCH SPRING**



**6 SPRING**

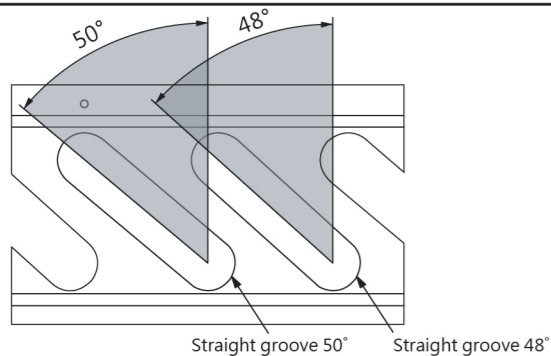


**7 ROLLER 20X15mm**



**NOTE** Some of these items may not sell in particular area, for more information, please contact with our local dealer.

**2 GROOVE ANGLE INSTRUCTION**



**NOTE** Straight groove 50° → Sportier shifting characteristics-preset

**NOTE** Straight groove 48° → Softer shifting characteristics-close to the original

**NOTE** STD 45°

**3 GEAR RATIO**

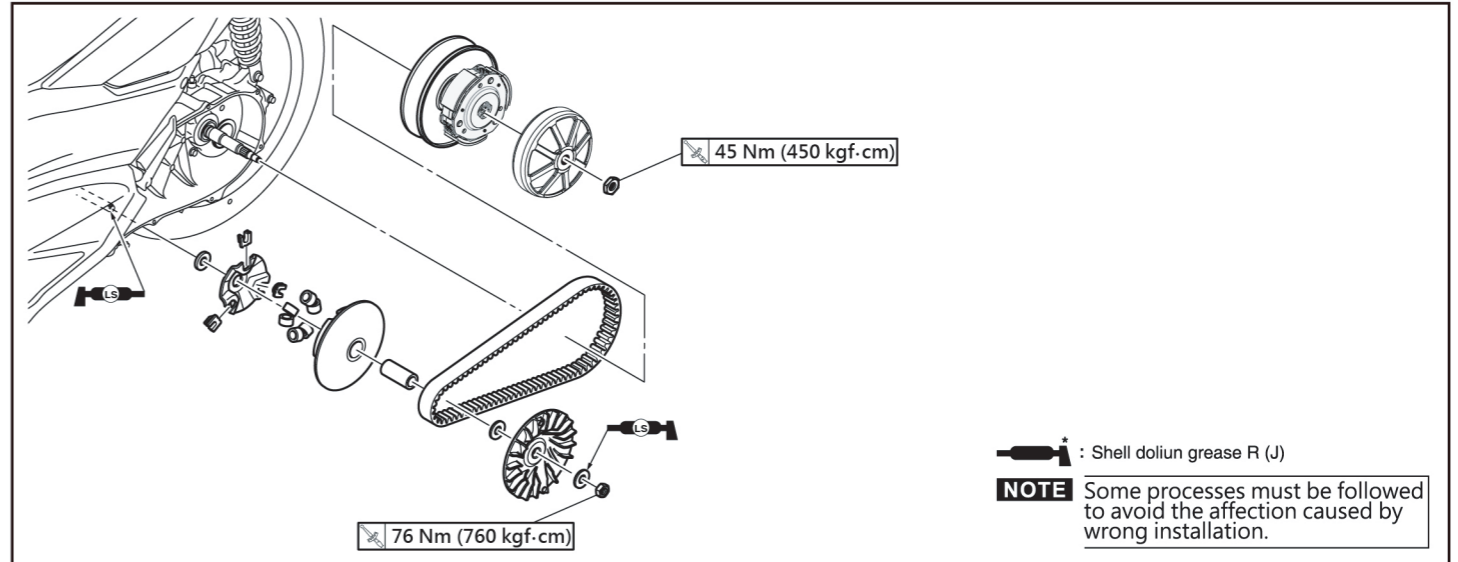
	KOSO	STD
GEAR RATIO	3.7	3.2

**NOTE** collocation KOSO cygnus gryphus transmission power kit

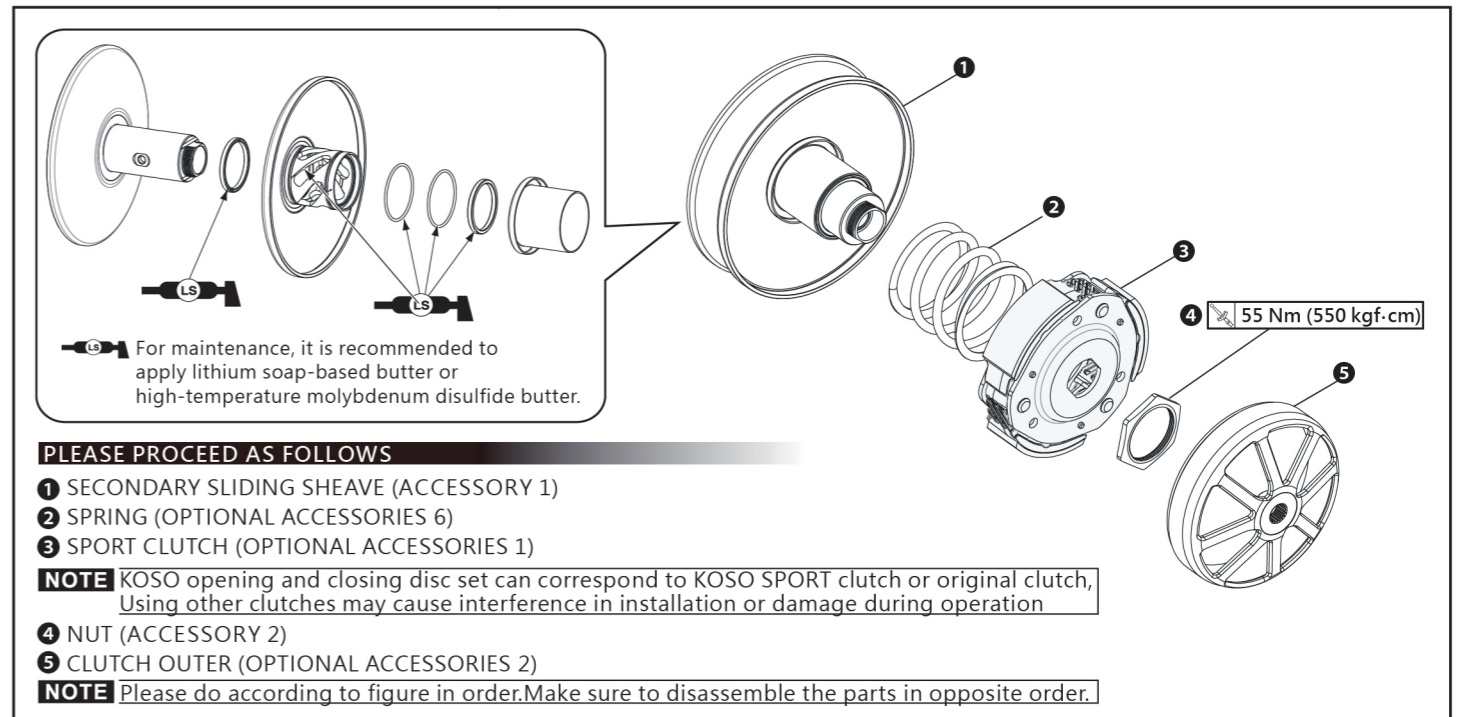
**4 SECONDARY SLIDING SHEAVE WEIGHT**

	KOSO	STD
WEIGHT (g)	1045 g	1340g

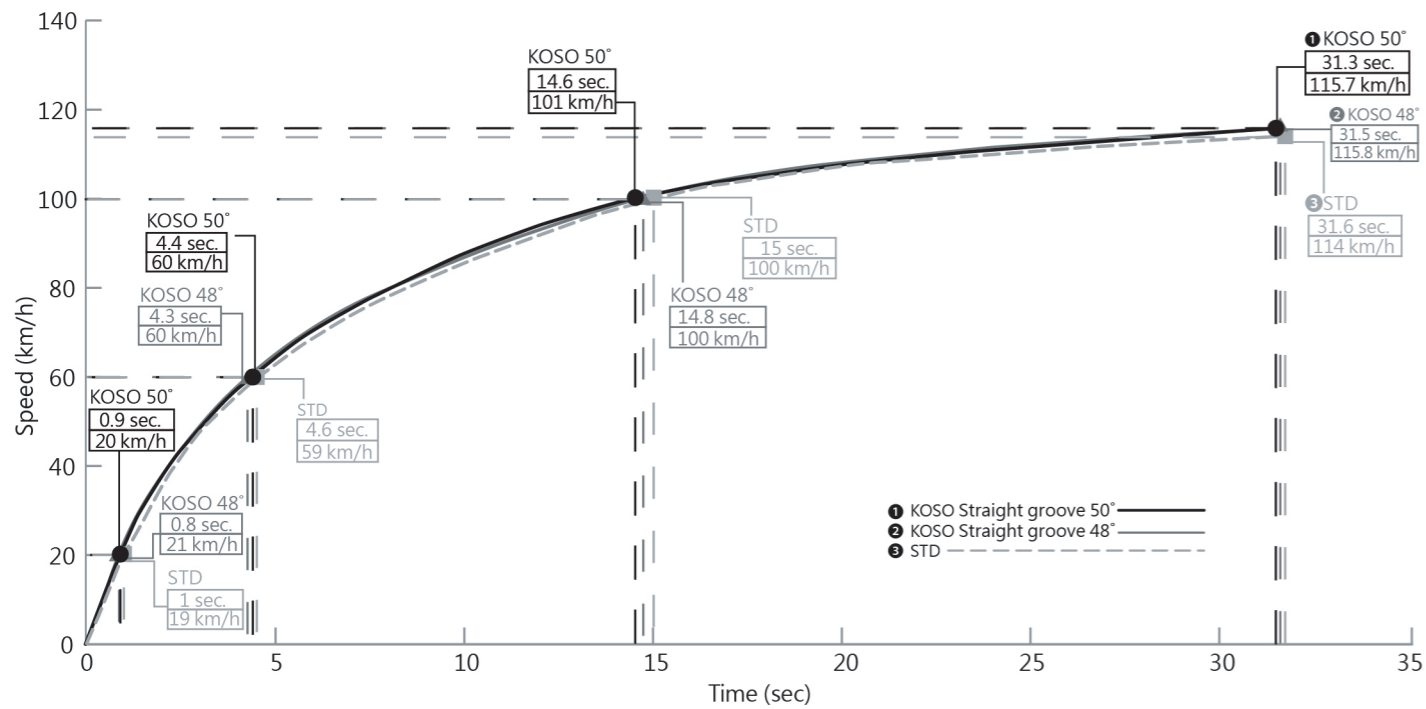
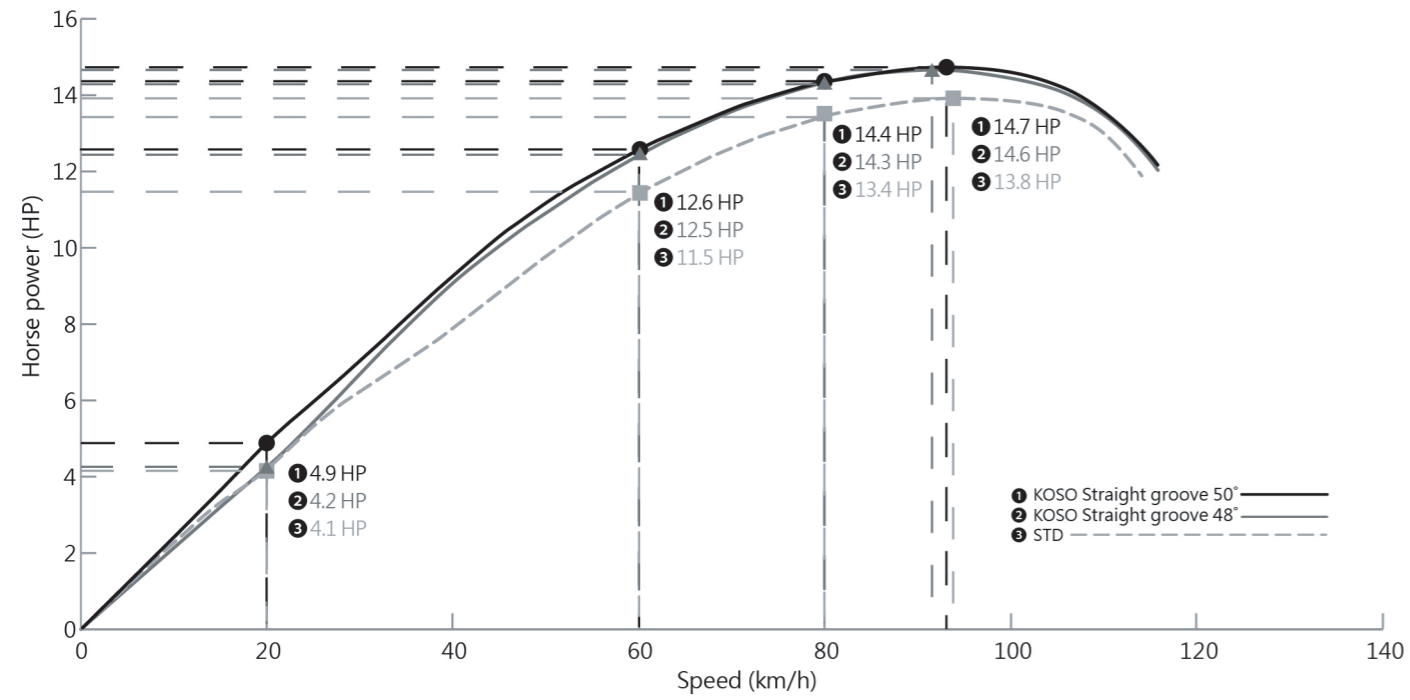
**5 INSTALLATION INSTRUCTION**



**6 SECONDARY SLIDING SHEAVE INSTALLATION INSTRUCTION**



**7 POWER CURVE COMPARE CHART**



- NOTE 1** KOSO 59mm CYLINDER+KOSO DRIVE PULLEY+ROLLER 9x6=54g+SPRING 1000RPM+STD SCOOTER DRIVE BELT+ KOSO SPORT CLUTCH+ KOSO SECONDARY SLIDING SHEAVE.( STRAIGHT GROOVE 50°)
- NOTE 2** KOSO 59mm CYLINDER+KOSO DRIVE PULLEY+ROLLER 9x6=54g+SPRING 1000RPM+STD SCOOTER DRIVE BELT+KOSO SPORT CLUTCH+ KOSO SECONDARY SLIDING SHEAVE.( STRAIGHT GROOVE 48°)
- NOTE 3** KOSO 59mm CYLINDER+KOSO DRIVE PULLEY+ROLLER 9x6=54g+SPRING 1000RPM+STD SCOOTER DRIVE BELT+KOSO VESPA SPORT CLUTCH+ STD SECONDARY SLIDING SHEAVE.
- NOTE** Test results vary with testing environment and weather. This test chart is for reference only.